

Revenue

\$1,631m ▲ 4.6%

NPAT attributable to members

\$185.3m ▲ 1.4%

Underlying NPAT ex-property attributable to members

\$190.1m ▲ 0.1%

Basic EPS

28.5c ▲ 1.4%

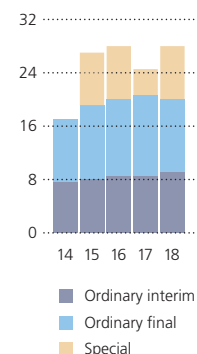
Final ordinary dividend

11.0c ▼ 1 cent

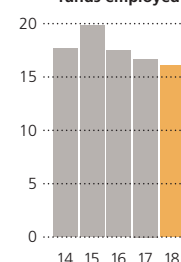
Special dividend

4.0c Unchanged

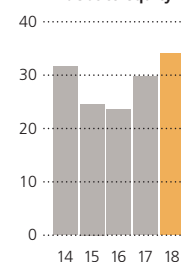
c/share **Dividends**



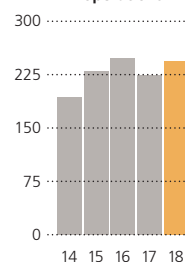
% **Return on funds employed**



% **Gearing: net debt to equity**



\$M **Cash flow from operations**



Times **Interest cover EBITDA basis**

